

# Calender DS67



Easy to use rotary heat press for all your dye sublimation paper transfer and direct-to-fabric applications.

To meet professional expectations and the growing demand in textile printing, Kala introduces its DS 67 calender with high performance and features at a very attractive price.

- ▶ With this dye sublimation calender, developed and produced in France, Kala offers a versatile solution for workshop willing to start with textile printing.
- ▶ Ease of use, low running cost and power consumption, professional results, this is a perfect investment to move your business into textile or complement an existing installation.
- ▶ Significant time saving on production.
- ▶ Solid, all steel construction provides high quality performance and durability.



▶ Maximum working width 1,70 m (67")



Certified



apave

RoHS

### Low energy consumption

The electrical consumption of calender at 5500 W is very low. The heating system reaches the set temperature quickly and uses less energy than heavier equipment with oil technology. Heating and cooling cycles are shorter and the machine is ready to start or stop in less than 30 minutes.

Heat is supplied by a specially engineered Infra-Red Quartz Element providing even temperatures when running pieces or roll-to-roll.

**Electrical requirement:** 230 Volt, single phase, 32 amps. 5500 W

### Temperature control and operating speed

- Temperature is adjustable up to 215°C (428°F)
  - Exposure Time: adjustable from 25 to 180 seconds. In standard operation, running speed is around 50 linear meter per hour.
- Maintenance and cleanliness

Not using oil or air compressor, this machine works in a clean environment and does not require much maintenance.

Two 50mm (2") diameter inserts located at the back of the machine can be used to plug an air filter in for vacuuming exhaust fumes caused by sublimation.

### Conveyor belt

Nomex felt belt with a Kevlar reinforced core for added durability.

Belt tension is preset in factory with a spring mechanism. No air compressor or operator assistance and knowledge in this process are required. The belt does not need adjustment before, during or after the transfer process

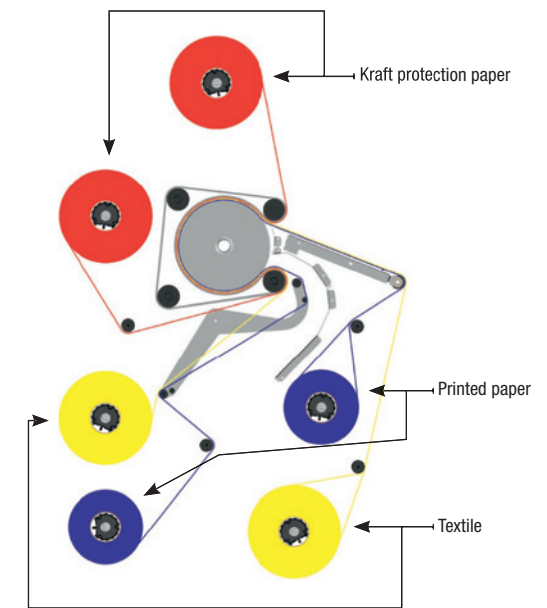


### Control panel

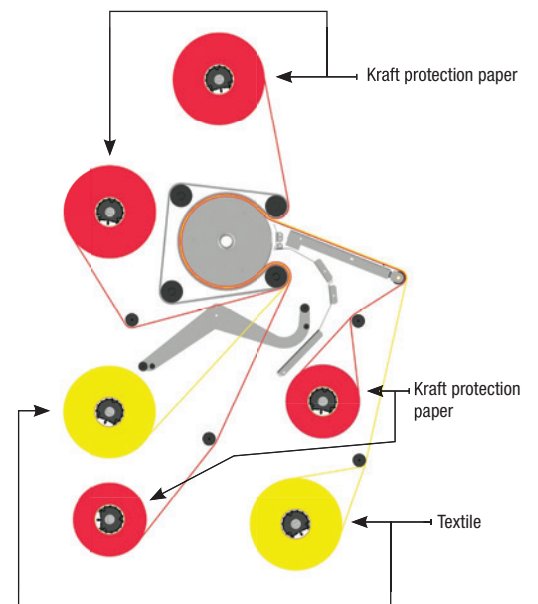
- 1- Temperature selection and control
- 2- Exposure time
- 3- Forward, Stop & Reverse
- 4- Safety Reset

## Media transport circuit

### Print transfer onto textile



### Thermofixation of printed fabrics



### Maintenance and cleanliness

Not using oil or air compressor, this machine works in a clean environment and does not require much maintenance.

Two 50mm (2") diameter inserts located at the back of the machine can be used to plug an air filter in for vacuuming exhaust fumes caused by the process




### Ease of use

Loading material on the calender is very light and simple.

6 identical self-blocking shafts are included with the machine: 3 for feeding material and 3 for take up after sublimation. All shaft position can be interchanged on the machine.

Once installed on the shaft, the roll of material is kept in its position by the locking profile. No tools are required to install the media onto the shaft.



### Safety features

A plexiglass cover guard in front of the belt prevents any body part or any material being caught inside the machine.

- 2 Emergency stop buttons located in front and rear of the calender.
- System Override: If any of the safety features are activated, the user must press the reset button to reengage the calender / rotary heat press.
- Heat insulation: All exposed surfaces have been thermo isolated to protect the user
- Automatic stop of the heating in case of overheating detection

Any activation of one of the safety requires manual reset of the machine simply by pressing a reset button.

# Table Specifications

## Table delivered without the table top

Size of the table top  
1085 x 1950 x 15 mm  
42 3/4" x 76 3/4 x 5 9/10

Size of the table assembled  
L 203 x P 135 x H 105 cm  
L 80" x P 53" x H 41"

Guarantee  
1 year



## Options

- In-feed table to work with pre-cut pieces
- Frame in aluminium
- Ideal to process stretch or non-stretch material.
- Easily detachable from the calender.

The roll of transfer paper can be load on a shaft in front of the table, tension on the paper reel is adjustable.

- Receptacle for transferred pieces
- Removable receptacle to install in the back of the calender.
- Collects automatically the cut pieces after sublimation.
- The receptacle is removable and its holders can be folded when not in use to leave a complete free space at the back of the machine when working with rolls

## Calandre Technical specifications

### DS67 - 32 A

Maximum working width	1680 mm (67")
Maximum temperature	220°C - 428°F
Diameter of the heating cylinder	250 mm (10")
Heating system	Infra Red bulb
Heating time from room temperature à 200°C	30 mn
Digital display of temperature	Yes
Driving belt material	Nomex® reinforced by a kevlar blade
Speed / Exposure time 40 s	65 m/h - 1.08m/mn / 71 yd/h - 1.18 yd/mn
Exposure time 90 s	17 m/h - 0.29 m/mn / 18 yd/h - 0.30 yd/mn
Reverse operation	Yes
User protection	Safety cover in front of the rollers with safety switch and reset on the control panel
Exhaust fume extraction	2 extraction pipes diam 50mm (2")
Number of self locking shafts included	6 universal shaft, 3 unwind 3 rewind
Maximum material feed roll dimension	250 mm (10")
Power	5500 W
Voltage	230-240V / 50Hz - 60 Hz single phase
Amperes	Max. 28 Amperes
Dimension of the machine	W 208 x D 96 x H 155 cm / W 81" x D 38" x H 61"
Weight of the Machine	480 kg - (1060 Lbs)
Dimension of the shipping crate	W 218 x D 93 x H 170 cm / W 86" x D 37" x H 66"
Shipping weight	600 kg - (1322 Lbs)
RoHS compliant	Yes
CE certified according to Machines Directives (2009) 2006/42/CEE including low tension directive 2006 95 CE norm EN 60204 - 1 (2006) and Electromagnetic Compatibility 2004 108 CE according to norm EN 61000-6-1 and EN 61000-6-3. Edition 2007.	
Warranty	One year



Certifications



www.kala.fr